





















## Activity 3

### You and the STS Communication Assistant

Directions: Read each statement then circle 'yes' or 'no.'

	YES	NO
1. The STS CA has no way to get information about you.		
2. The STS CA can read information about you in your CDP.		
3. The STS CA can only talk to a person, not an answering machine.		
4. The STS CA can leave a message for you on an answering machine.		
5. The STS CA will make you pay in advance for long distance calls.		
6. The STS CA will help you with long distance calls.		
7. When you make a call using STS, you dial your friend's phone number.		
8. When you make a call using STS, you dial STS at 1-877-826-6607.		
9. If people have trouble understanding you on the telephone, you will have to work it out yourself.		
10. If people have trouble understanding you on the telephone, you can use STS to make it easier.		

**ANSWER KEY:**

1. N   2. Y   3. N   4. Y   5. N   6. Y   7. N   8. Y   9. N   10. Y

Speak Up Texas! is a project of the Public Utility Commission of Texas, © 2005.

The Picture Communication Symbols ©1981-2003 Mayer-Johnson, Inc.